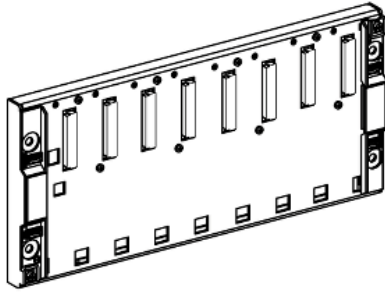


# Product data sheet

Specifications



## non-extendable rack - for single rack configuration - 8 slots - IP20

TSXRKY8

! Discontinued on: 31 December 2018

! To be end-of-service on: 31 December 2026

! Discontinued - Service only

### Main

Range of product	Modicon Premium Automation platform
Product or component type	Non-extendable rack
Product specific application	For single rack configuration

### Complementary

Number of slots	8
Product compatibility	I/O module TSXP57 processor Specific application module TSXPSY power supply
Fixing mode	By 4 M6 screws (panel) By clips (35 mm symmetrical DIN rail)
Marking	CE
Net weight	1.75 kg

### Environment

Standards	73/23/EEC CSA C22.2 No 213 Class I Division 2 Group B 93/68/EEC 92/31/EEC UL 508 89/336/EEC IEC 61131-2 CSA C22.2 No 213 Class I Division 2 Group D CSA C22.2 No 142 CSA C22.2 No 213 Class I Division 2 Group A CSA C22.2 No 213 Class I Division 2 Group C
Product certifications	BV LR GL DNV RINA RMRS ABS
Ambient air temperature for operation	0...60 °C
Ambient air temperature for storage	-25...70 °C
Relative humidity	10...95 % without condensation for operation 5...95 % without condensation for storage
Operating altitude	0...2000 m

---

Protective treatment	TC
IP degree of protection	IP20
Pollution degree	2

---

## Packing Units

---

Unit Type of Package 1	PCE
Number of Units in Package 1	1
Package 1 Height	5.0 cm
Package 1 Width	21.0 cm
Package 1 Length	41.5 cm
Package 1 Weight	1.607 kg
Unit Type of Package 2	S04
Number of Units in Package 2	6
Package 2 Height	30.0 cm
Package 2 Width	40.0 cm
Package 2 Length	60.0 cm
Package 2 Weight	9.642 kg

---

## Contractual warranty

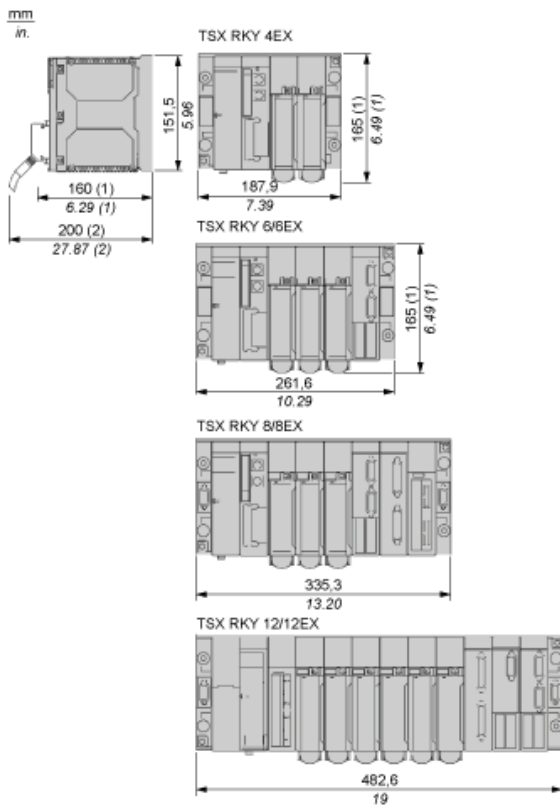
---

Warranty	18 months
----------	-----------

---

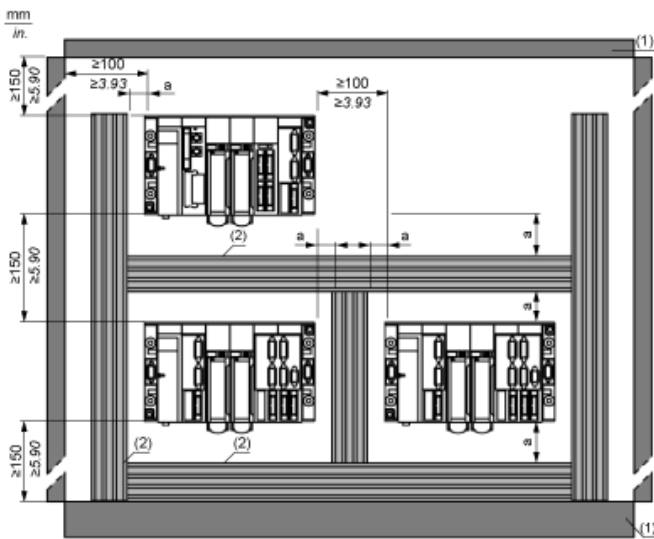
**Standard and Extendable Racks for Modules Mounting**

**Dimensions of Modules and Racks**



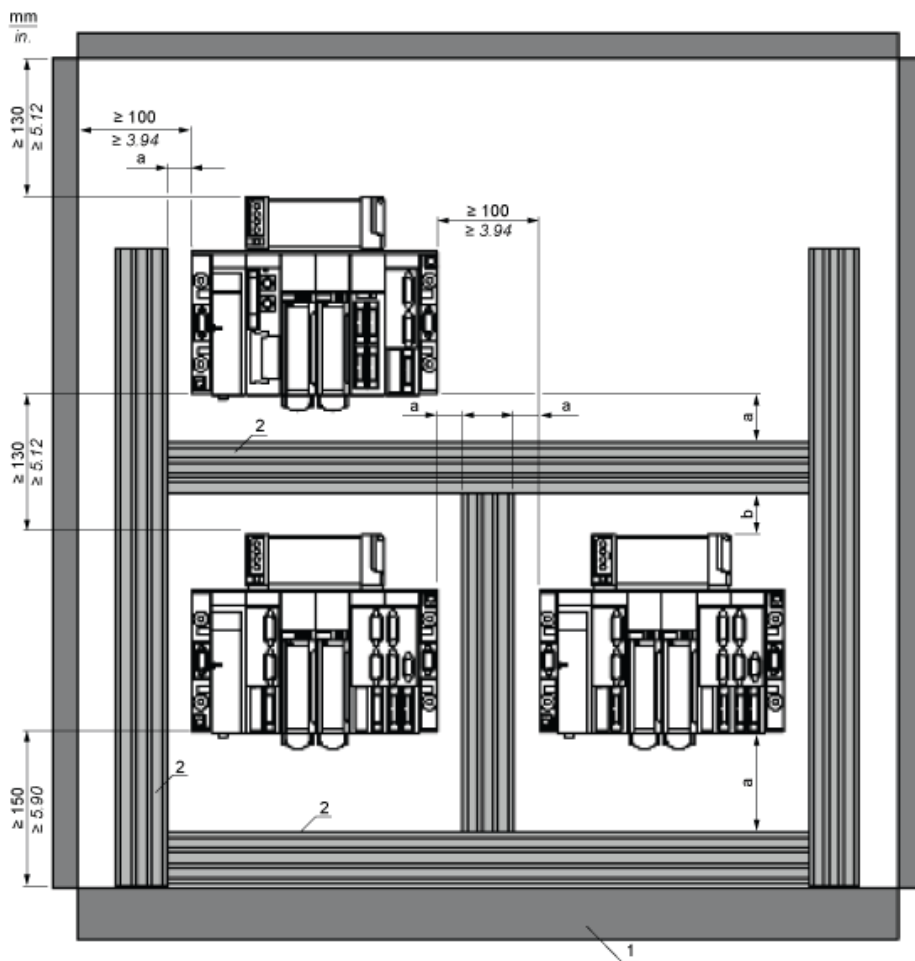
- (1) With screw terminal block modules.
- (2) Maximum depth for all types of modules and their associated connectors.

Racks Installation Rules



- a Greater than or equal to 50 mm / 1.97 in.
- (1) Installation or casing
- (2) Trough or cable tray

**Rules for Installing Racks Fitted with Ventilation Modules**

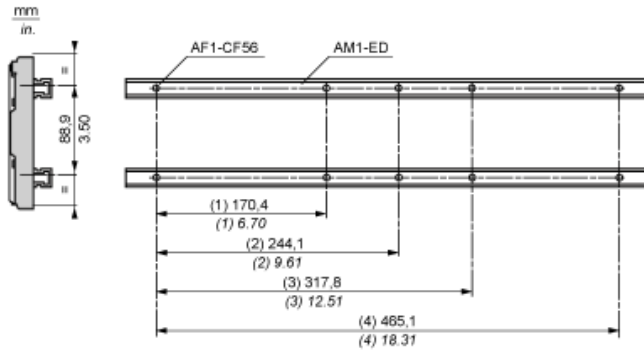


- a** 50 mm / 1.97 in.
- b** 30 mm / 1.18 in.
- 1** Installation or casing
- 2** Trough or cable tray

**Mounting and Fixing Racks**

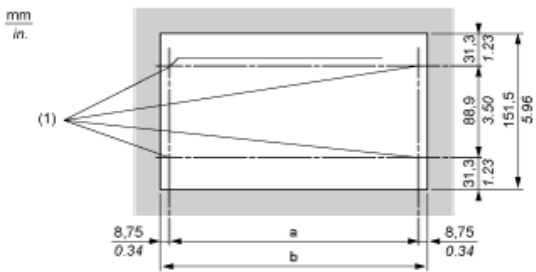
**Mounting on a 35 mm/1.38 in. Wide DIN Rail**

Fixing with four M6x25 screws + washers and AF1-CF56 ¼ turn sliding nuts.



- (1) TSXRKY4EX
- (2) TSXRKY6 and TSXRK6EX
- (3) TSXRKY8 and TSXRKY8EX
- (4) TSXRKY12 and TSXRKY12EX

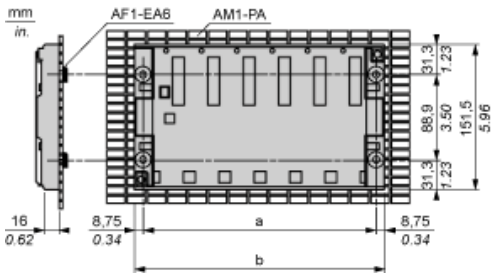
**Mounting on a Panel**



- (1) 4 holes for M6 fixing screws
- a, b: see table below

**Mounting on an AM1-PA Telequick Mounting Grid**

Fix the rack using four M6x25 screws + washers and AF1-EA6 clips nuts.



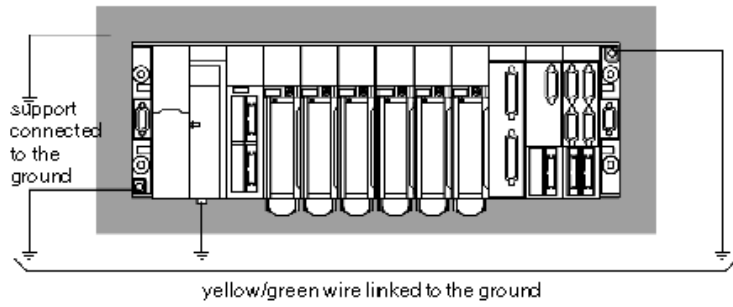
Racks	a in mm	a in in.	b in mm	b in in.
TSXRKY4EX	170.4	6.70	187.9	7.39
TSXRKY6/6EX	244.1	9.61	261.6	10.29
TSXRKY8/8EX	317.8	12.51	335.3	13.20
TSXRKY12/12EX	465.1	18.31	482.6	19

NOTE: Maximum tightening torque for fixing screws: 2.0.N.m.(1.6 Lb.-ft.)

**Connection to the Ground**

---

**Grounding Racks**



NOTE: The PLC's internal 0 V is linked to the ground connection, the ground connection itself being linked to ground.

**Recommended replacement(s)**

TSXRKY8 is replaced by:

1x



rack, Modicon M340 automation platform, 8 slots, panel, plate or DIN rail mounting  
BMXXBP0800